

# GUELL 3



Long-lasting energy-efficient architectural, landscape and professional flood light series. Fixtures consist of:

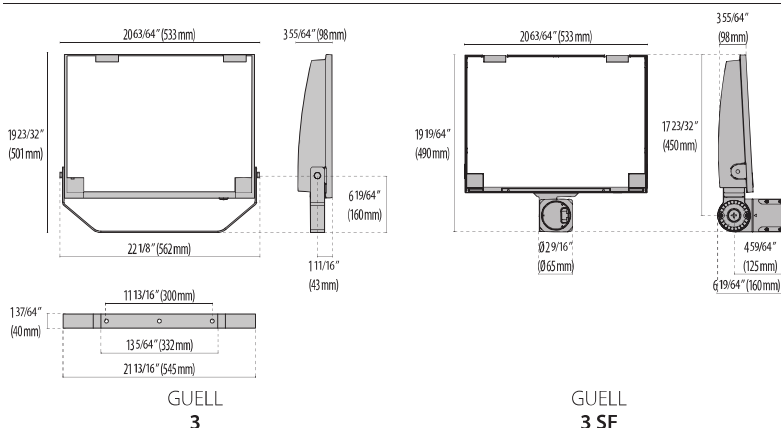
- Copper-free precision die-cast aluminum housing, and adjustable steel mounting bracket.
- Extra-clear, flat, tempered silk-screened soda-lime glass diffuser.
- Custom molded, anti-aging gasket(s).
- Stainless steel external hardware.
- High-efficiency COB, combined with an optimized passive cooling system, provides a long LED life.
- Internal specular reflector coated with 5-layers of PVD 99.98% pure aluminum providing >95% reflection.
- NEMA 6H x 5V light distribution (Type II).
- NEMA 7H x 6V light distribution (S/W).
- NEMA 7H x 5V light distribution (A50/W).
- Input voltage: 120-277V (50 / 60 Hz), integral 0-10 V dimming driver.
- Pre-wired factory sealed cable for external electrical connection included. (5.5' Standard)

- Standard quick release latch(es) allow for tool-free access.
- Standard heavy-duty slip-fitter (SF versions) for 2 3/8" OD pipe for a simplified installation.
- Louver, frosted glass, protective grid, wall support 19.69" / 39.37", single or double pole top support, and matching junction box plate accessories available (ordered separately).
- Consult factory for dimming options, custom finishes (please specify RAL color), and non-cataloged CCT (Kelvin) options.
- Consult factory for custom pre-wired factory sealed cable length options.
- Product meets Buy American Act requirements within ARRA.
- 5-year warranty.
- Marine Grade finish.
- Suitable for Natatorium applications.



## FINISHES

- GR-94 / Aluminum metallic / Textured
- RB-10 / Iron rust / Textured
- BK-81 / Black / Textured
- AN-96 / Iron gray / Textured
- WH-87 / White / Textured



Lumen Output	3K	4K
<b>Guell 3 A50/W 230W</b>	<b>27376</b>	<b>27496</b>
<b>Guell 3 A50/W 305W</b>	<b>35694</b>	<b>35814</b>
<b>Guell 3 S/W 165W</b>	<b>17525</b>	<b>17645</b>
<b>Guell 3 S/W 240W</b>	<b>25176</b>	<b>25296</b>
<b>Guell 3 S/W 320W</b>	<b>33702</b>	<b>33822</b>
<b>Guell 3 T2 165W</b>	<b>16466</b>	<b>16586</b>
<b>Guell 3 T2 240W</b>	<b>23658</b>	<b>23778</b>
<b>Guell 3 T2 320W</b>	<b>31673</b>	<b>31793</b>

# Order Guide - Guell Three



Order code example

GU3-

GU3-


Housing Style	Wattage	Optics	Finish	Kelvin	Voltage	Controls	Accessories
<b>YO</b> Yoke	<b>165</b> 165 watt	<b>S/W</b> nema 7Hx6V	<b>AM</b> Aluminum Metallic	<b>22K*</b> 2200k	<b>UNV</b> 120-277V	<b>NA</b> Non Dimming	<b>PEN1</b> Single Fixture Pendant
<b>SF</b> Slipfitter	<b>230</b> 230 watt (A50/W)	<b>A/W</b> nema 6Hx5V	<b>IG</b> Iron Gray	<b>27K*</b> 2700k		<b>0-10V</b> 0-10V Dimming	<b>PEN2</b> Double Fixture Pendant
	<b>240</b> 240 watt	<b>A50/W</b> 7Hx5V	<b>IR</b> Iron Rust	<b>3K</b> 3000k			<b>Jbox</b> Plate Jbox cover
	<b>305</b> 305 watt (A50/W)		<b>BK</b> Textured Black	<b>35K</b> 3500k			<b>OCC</b> Occupancy Sensor (on/off)
	<b>320</b> 320 watt (max)		<b>WH</b> Textured White	<b>4K</b> 4000k			<b>OCC2</b> Occupancy Sesnor (Hi/Lo)
	<b>XX</b> Specify Wattage Must be below max		<b>CC</b> Custom Color	<b>5K*</b> 5000k			<b>PHC</b> Photocell
				<b>65K*</b> 6500k			<b>FRST</b> Frosted Glass
				<b>RED*</b> Static Red			<b>GS</b> Glare Shield
				<b>GRN*</b> Static Green			<b>GRID</b> Protective Glass Grid Cover
				<b>BLU*</b> Static Blue			<b>LVR1</b> Anti-Glare Louver (symmetrical)
				<b>*Not Available with A50/W</b>			<b>LVR2</b> Anti-Glare Louver (asymmetrical)

OPTIONAL ACCESSORIES


DESCRIPTION	FINISH	PART NUMBER
<b>GUELL 3/A</b>		
Louvre GUELL 3 Asymmetrical A40/W		<b>14454520</b>
<b>GUELL 3/S</b>		
Louvre GUELL 3 Symmetrical		<b>14454220</b>
<b>GUELL 3</b>		
Cover A/40W	●	<b>14452894</b>
Frosted glass GUELL 3	●	<b>14452994</b>
Protective grid		<b>14452702</b>
Single pole top support GUELL 3 for poles Ø 60-76 mm/Ø 2.36"-2.99"	●	<b>14453794</b>
Wall mount support 1000 mm/39,37"	●	<b>14453994</b>
Double pole top support GUELL 3 for poles Ø 60-76 mm/Ø 2.36"-2.99"	●	<b>14453894</b>
Plate Cover JBox	●	<b>07957</b>



14454520




14454220



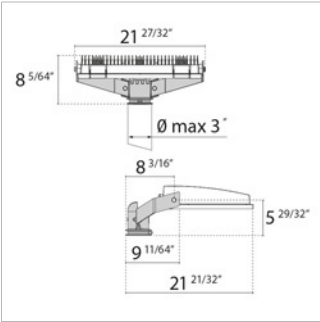
14452894



14452994



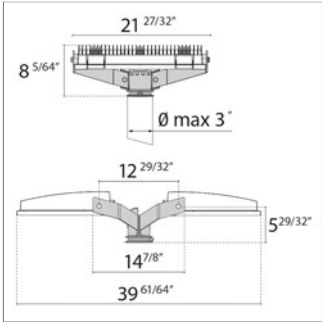
14452702



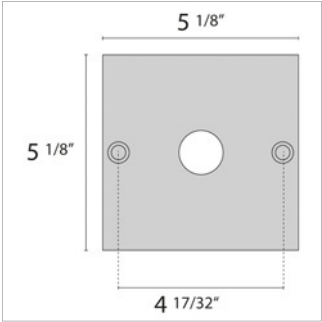
14453794



14453994



14453894

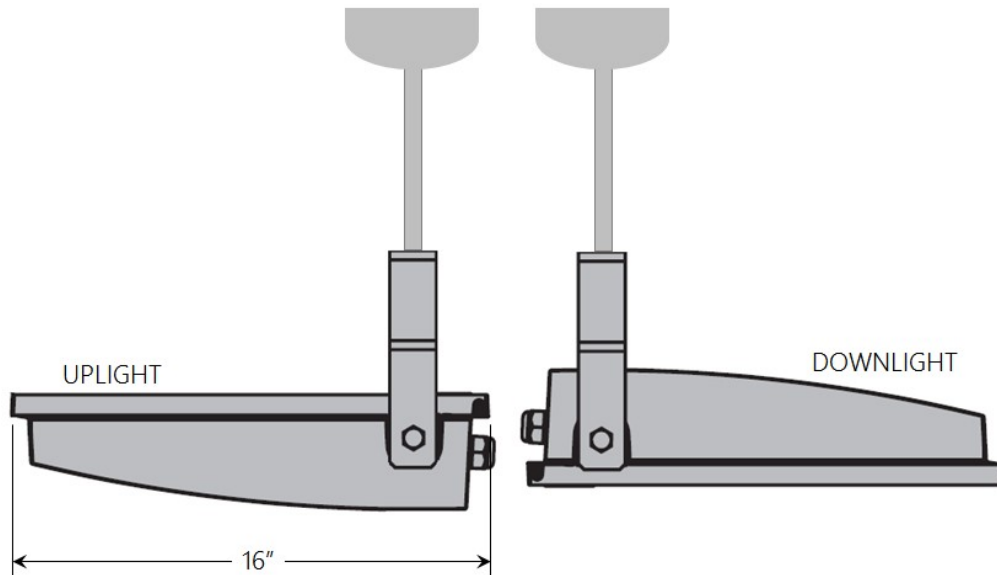


07957

# GUELL PENDANTS\*

## GUELL 3 – Single fixture pendant\*

- Each fixture has its own stem/pendant (length to be specified by the customer).
- A Ø5" canopy cover that matches the fixture is provided to cover the jbox.
- \*NOTE: Single pendants may not hang perfectly straight due to the offset center of gravity.



## GUELL 3 – Double fixture pendant

- Each pair of fixtures has a stem/pendant (length to be specified by the customer)
- Because of the weight, this set up cannot be mounted to a jbox. Instead, it is provided with a high-bay hook and a separate jbox cover.

